



HME CLOUD™

Drive-Thru Leaderboard™

Top 3 Stores			Current Rolling Hour			Current Day		
Rank	Store	Goal	Cars	Avg	%	Cars	Avg	%
1	60825	03:30	48	02:01	94	945	03:17	71
2	University	03:30	89	02:04	99	1179	03:16	65
3	main st.	03:30	82	02:04	99	1268	02:51	77

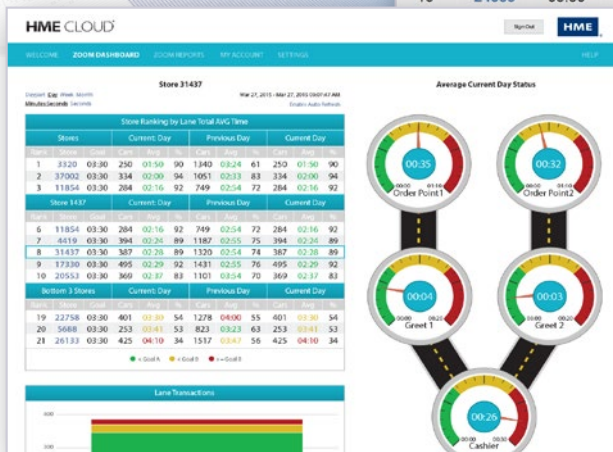
Store 24042			Current Rolling Hour			Current Day		
Rank	Store	Goal	Cars	Avg	%	Cars	Avg	%
13	90739	03:30	76	02:58	62	1190	02:57	76
14	6486	03:30	82	02:58	74	1199	03:11	65
15	24042	03:30	59	02:58	68	1094	03:04	69
16	24009	03:30	111	02:58	83	1408	03:12	67

Average Current Day Status		
00:35	00:32	

Current Rolling Hour			Current Day		
Cars	Avg	%	Cars	Avg	%
66	03:35	45	1091	03:23	63
76	04:10	41	1141	03:27	58
53	04:22	47	836	03:31	59

● Green ● Yellow ● Red

● Green ● Yellow ● Red



HME's Drive-Thru Optimization System™

Drive Sales and Increase Guest Counts

- ZOOM® Drive-Thru Timer
- HME Drive-Thru Leaderboard™
- HME CLOUD® Enterprise Management



Optimize Your Drive-Thru Performance with ZOOM®, Leaderboard™, and HME CLOUD®



View a real-time picture of what's happening in the drive-thru with ZOOM's intuitive and user-friendly in-store dashboard.

ZOOM® Drive-Thru Timer

REAL-TIME DATA FOR IMMEDIATE RESULTS

Running a profitable drive-thru takes speed, accuracy and the ability to adapt to ever-changing conditions. That's why HME, the world leader in drive-thru timing, created the ZOOM Drive-Thru Timer System.

ZOOM's advanced design provides complete visibility into your entire drive-thru operation. Its intuitive, multi-color dashboard provides a clear picture of what is happening in the drive-thru in real-time. This allows managers and crew to instantly identify bottlenecks and take immediate action to speed things up.

HME Drive-Thru Leaderboard™

MULTI-RESTAURANT EMPLOYEE MOTIVATIONAL TOOL

Compatible with ZOOM and HME CLOUD, HME Drive-Thru Leaderboard compares and ranks restaurant speed-of-service on an easy to read, in-store display. Employees can monitor their restaurant's ranking and take action to improve their overall standing. This real-time multi-store comparison fuels a friendly competition among restaurants that also improves service speed, employee productivity, and your bottom line.

HME CLOUD® Drive-Thru Leaderboard™									
Top 3 Stores			Current Rolling Hour				Current Day		
Rank	Store	Goal	Cars	Avg	%	Cars	Avg	%	
1	60825	03:30	48	02:01	94	945	02:17	71	
2	University	03:30	89	02:04	99	1179	03:16	65	
3	main st.	03:30	82	02:04	99	1268	02:51	77	
Store 24042			Current Rolling Hour				Current Day		
Rank	Store	Goal	Cars	Avg	%	Cars	Avg	%	
13	90739	03:30	76	02:58	62	1190	02:57	76	
14	6486	03:30	82	02:58	74	1199	03:11	65	
15	24042	03:30	59	02:58	68	1094	03:04	69	
16	24009	03:30	111	02:58	83	1408	03:12	67	
17	82758	03:30	86	03:06	62	1056	02:48	77	
Bottom 3 Stores			Current Rolling Hour				Current Day		
Rank	Store	Goal	Cars	Avg	%	Cars	Avg	%	
19	50621	03:30	66	03:35	45	1091	03:23	63	
20	2156	03:30	76	04:10	41	1141	03:27	58	
21	56549	03:30	53	04:22	47	836	03:31	59	

Instantly compare your restaurant's performance to other restaurants in your network and challenge restaurants to compete against one another using HME Drive-Thru Leaderboard.

The Winning Combination for Drive-Thru Management

HME's Drive-Thru Optimization System (DTOS) combines ZOOM, Leaderboard, and HME CLOUD to deliver the industry's most comprehensive drive-thru management system. Whether you're identifying bottlenecks at the restaurant level or comparing the performance of multiple restaurants, DTOS provides the data needed to improve service speed, drive sales and increase profitability.

“After just one month, we experienced a ten percent increase in drive-thru transactions and sales.”

TERRY BROMLEY | MAJOR QSR DIRECTOR OF OPERATIONS



Quickly view multi-restaurant performance in real-time and challenge restaurant managers to meet specific goals for a more efficient and profitable enterprise.

HME CLOUD® Enterprise Management

MULTI-STORE MANAGEMENT WITH EASE

By combining ZOOM with HME CLOUD, you can compare and analyze performance data from multiple restaurants to easily pinpoint performance improvement opportunities for your entire operation.

HME CLOUD allows you to quickly view restaurant rankings and identify what each restaurant needs to succeed. Effortlessly compare your restaurants at the top level, and drill down into specific restaurants to examine the details to better understand problem areas and resolve issues. With HME CLOUD, you can set goals and control settings remotely from your laptop, tablet, or smartphone, giving you complete control of your operation anytime, anywhere.

ZOOM® Drive-Thru Timer System



Customize the dashboard
to fit your restaurant's drive-thru configuration and display the information most important to you.

Dashboard Display

REAL-TIME VIEW OF DRIVE-THRU PERFORMANCE

ZOOM's easy-to-read dashboard allows employees to instantly see how they're doing and find ways to improve their speed. Use real-time information and instant feedback about performance to take action.

Customize the dashboard to fit your restaurant's drive-thru configuration. The intuitive color display changes from green to yellow or red based on set goals to help motivate employees to push for better service times. The ZOOM dashboard can be customized to show up to eight real-time events in single, dual, or "Y"-lane configurations.

ZOOM also makes it easy to show the information most important to you. Select pre-configured metrics to appear on the dashboard, or configure your own from tracking the time between any two detection points.

“ ZOOM shows me everything that's happening in my drive-thru on one easy-to-read screen. ”

KARIM KHOJA | MAJOR QSR OWNER

11 Goal 30
Cars this Hour Pace 29

Goals and Pace

MOTIVATE YOUR EMPLOYEES

Crew members perform best when they work toward goals. ZOOM enables you to set goals for time and total cars for employees to strive to beat each hour. You may also display the percentage of goals met to track overall goal success.

ZOOM's pace metric estimates the total cars that will be served at the end of the hour based on employees' current speed of service. It shows employees if they're on pace to reach their goal or if they need to speed things up!



“ Within one week of installing ZOOM at a store with historical speed-of-service problems, we shaved 22 seconds off our total drive-thru time. ”

BILL MAYESKI | MAJOR QSR MANAGER

Optional Mobile Pick-Up

Add Curbside Pick-Up To Your Restaurant


PROVIDE A FASTER MOBILE ORDERING EXPERIENCE

Adding mobile pick-up and pull forward options enables you to serve more guests and improve restaurant operations. Wireless detectors are easier and faster to install than wired loops, making them the cost-efficient option when adding a detection point to your drive-thru operation. Wireless detectors work with DTOS to track and display wait times on the ZOOM dashboard to ensure faster, more efficient service.



HME Drive-Thru Leaderboard™

HME CLOUD® Enterprise Management



“HME Leaderboard has allowed all of my restaurant teams to know how they’re doing compared to the others – they are always working to be on top! We see a concentrated team effort from our crew to be better than their peers!”

DARRELL TROESTER | MAJOR QSR OWNER

Motivate Employees by Creating Competition Among Restaurants

The all-new HME Drive-Thru Leaderboard* brings multi-restaurant competition inside the restaurant. By comparing performance across multiple restaurants, employees are motivated to improve their overall ranking and speed of service. Drive-Thru Leaderboard creates a competitive environment — increasing staff productivity and improving customer service across your entire enterprise.

*HME CLOUD® Premium (with Leaderboard) subscription required.



View multi-restaurant dashboards with ease at a glance or drill down into individual restaurants with detailed reports.

Multi-Restaurant Dashboard & Reporting

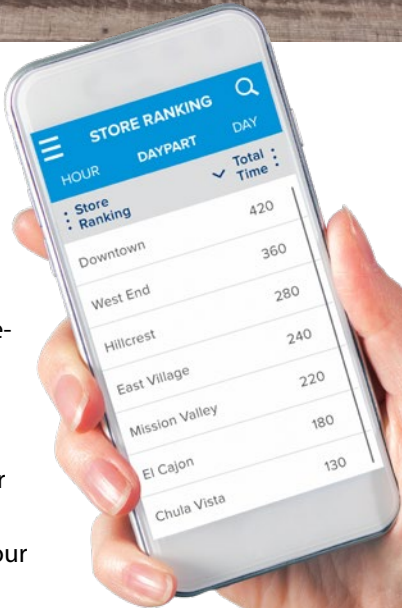
IN-DEPTH VIEW OF YOUR ENTIRE OPERATION

HME CLOUD gives multi-restaurant operators the ability to monitor their entire enterprise in one view. Intuitive dashboard rankings show a summary of key metrics for multiple restaurants so you can quickly identify high-and-low performing restaurants. Easily drill down into the details of why individual restaurants are performing well or not meeting expectations. HME CLOUD reports provide a historical view of your entire operation and enables multi-restaurant managers to specifically target key areas of improvement based on past performance.

The All-New Companion App

DRIVE-THRU ANALYTICS AND ALERTS ON YOUR PHONE

The HME Now™ app makes it easier than ever to meet, and exceed, drive-thru goals by enabling you to set performance alerts and access real time drive-thru metrics right from your phone. View metrics for all your stores in an easy-to-use dashboard that enables you to stay on top of your restaurants' performance.



Real-Time Performance Alerts Directly to Your Phone
Receive real-time notifications when something needs your attention or when there's cause for celebration with the HME Now™ app.



HM Electronics, Inc.

2848 Whiptail Loop
Carlsbad, CA 92010

USA

www.hme.com/qsr

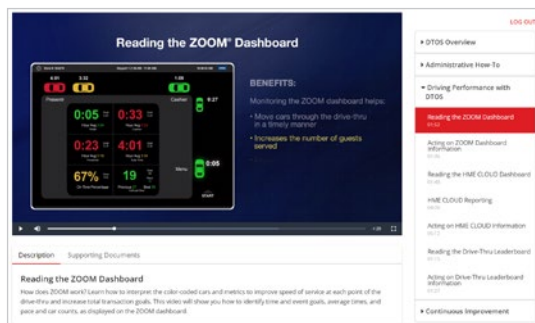
Tel: (800) 848.4468

Fax: (858) 552.0139



About HME Hospitality & Specialty Communications

HME was the first to develop and introduce the wireless drive-thru headset system for the QSR industry over 35 years ago. In 2014, we revolutionized the industry with our patented Wideband technology used with our high definition drive-thru communications system. Today we continue to lead the industry by supplying more restaurants with communication and timing systems than any other provider worldwide. Every day, quick service restaurants in over 100 countries fulfill more than 29 million orders using HME systems. HME offers a wide range of quality solutions for drive-thru, in-store, and retail operations backed by full services and support.



Visit our online training portal at
www.hme.com/training for unlimited access
to videos, manuals, and other training materials.

Dial toll-free **(800) 848-4468** or call your local
authorized HME dealer for more information.